

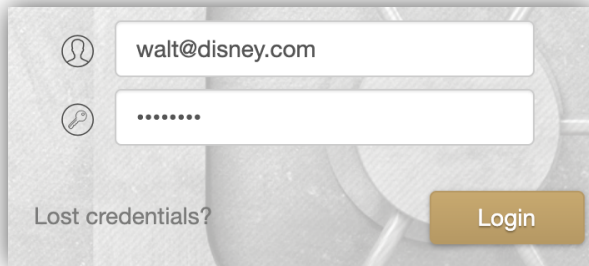
Dear Customer,

With Spring starting to bloom, we bring new life, new colours, and new features to our platform.

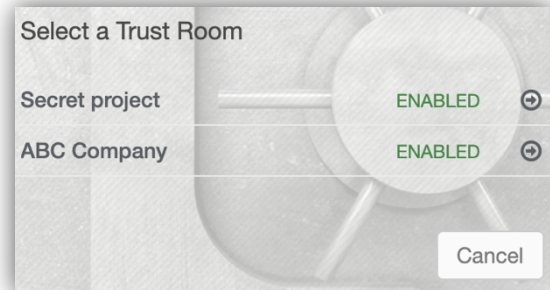
## Simplified Login

When using your email address as your username, you are no longer required to enter the Trust Room name on the login page. Entering your email address and password now allows you directly into your Trust Room. If you are registered for more than one Trust Room, a menu will appear allowing you to choose the desired one.

**New login form**



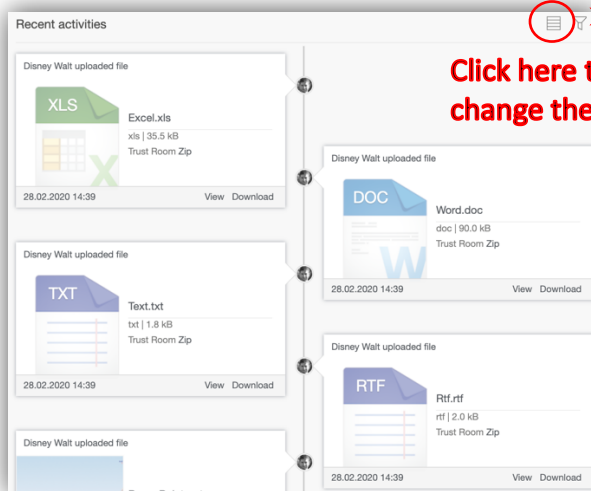
**Trust Room selection**



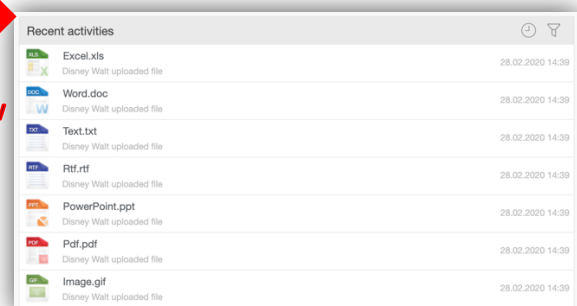
## Recent Activities

On the dashboard / home page, you can now display the recent activities widget in list format. This allows you a more compact overview of actions taken in your Trust Room.

**Timeline format**



**New list format**



Click here to change the view

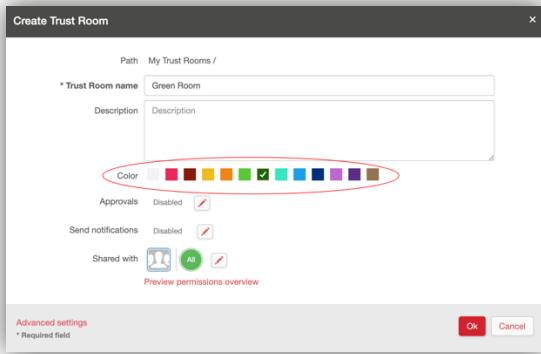
## Preferences

All individual preferences, like the filters on the different dashboard widgets, the recent activities layout (timeline or list), calendar (monthly, weekly, daily, agenda), or the room view (list or thumbnails) are now stored and will be automatically applied each time you access the platform.

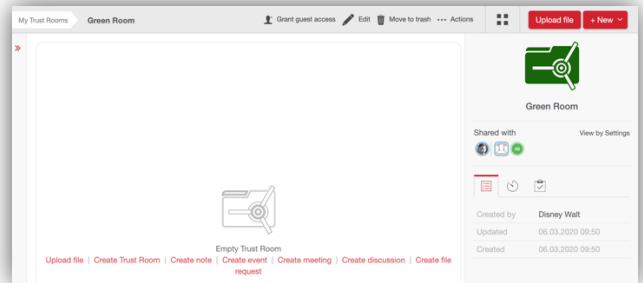
## Room Colours

You can now colour tag each room. You can use this to help organize them by importance, status, or team.

**Room creation form**

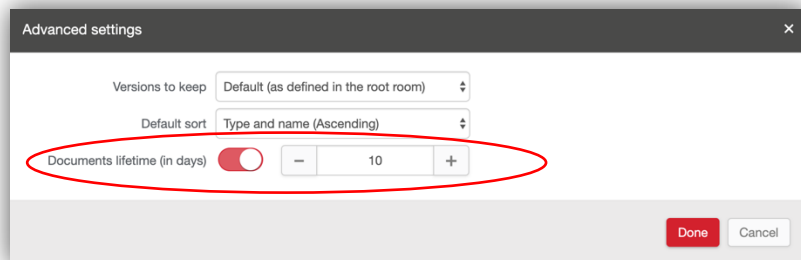


**Room display**



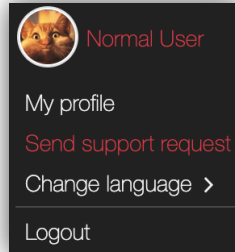
## Room Maximum Lifetime

You can now set a maximum lifetime for the documents stored inside a room. Documents stored in a room with this enabled will be automatically deleted after a set number of days from their upload.



## Send Support Request

Users have now the option to send support requests to their Trust Room managers through their user menu.



## Meeting Management

We have made our meeting management system more intuitive.

There is now a clearer distinction between events and meetings:

- Meetings can have attendees, events do not.
- Meetings can have an optional agenda

Nested agenda items and voting are now supported for meetings.

## App

Did you know that we also have an App both for iOS and Android devices?

It's called **AGORA Trust Rooms**, and you can use it to securely upload files, share documents and collaborate with confidence while on the go.

Download Links:

App Store (iOS): <https://apps.apple.com/us/app/agora-trust-rooms/id1057872503?ls=1>

Play Store (Android): <https://play.google.com/store/apps/details?id=ch.agorasecureware.agora3>

## Compliance Modules

Last year we announced our efforts towards building a compliance framework. We got there.

With Compliance Modules, all documents entering your Trust Rooms are scanned, categorized, classified and assigned to highly customizable security and compliance policies. That's based on the configuration done inside each Trust Room:

- AGORA includes premade compliance modules to fit general use
  - o Generic Compliance Modules such as PII, PHI and PFI.
  - o Regulation Specific Compliance Modules such as GDPR, FDPA, LGDP, US-HIPAA / US-GBLA keywords patterns
- Create your own Compliance Modules to suit your needs with a combination of keywords and RegEx pattern recognition.
- Classify data types and set access permissions, ensuring only the right people see key private information.

We are very excited about Compliance Modules and would love for you to try them out. If you want to test this new feature, please contact us and we will provide you with a free trial.

Enjoy secure (and compliant!) collaboration on our platform.

Best regards,

**AGORA SecureWare**

[info@agora-secureware.ch](mailto:info@agora-secureware.ch)

March 2020